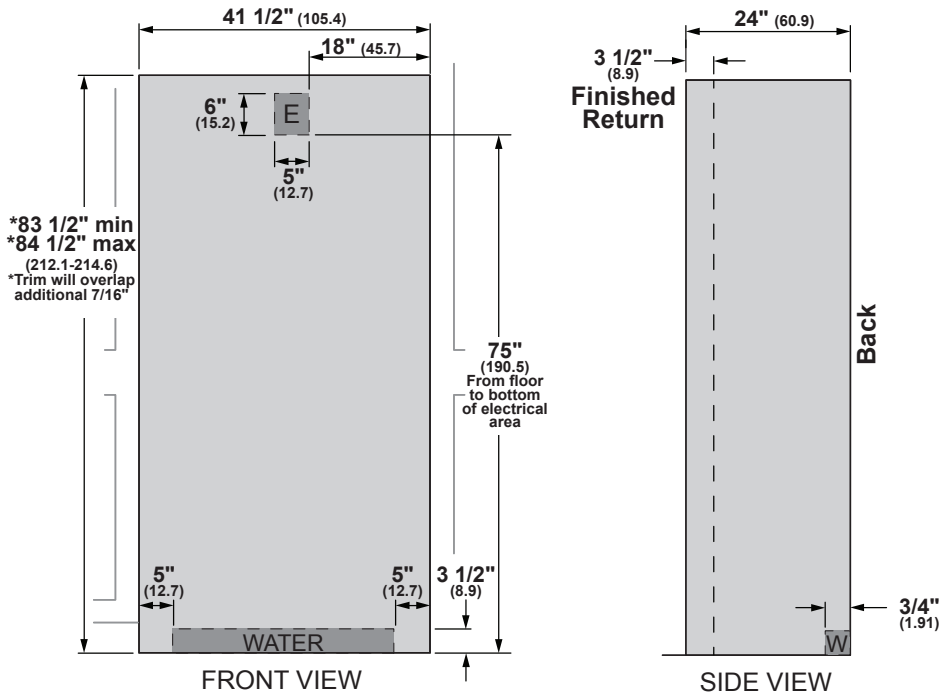


# MONOGRAM 42" BUILT-IN COLUMNS RETROFIT

## STANDARD INSTALLATION



The refrigerator will project forward, slightly beyond adjacent cabinetry.

## NOTES

In a side-by-side installation of a left-and-right-hand door swing product, minimum 1/2" clearance between the units is required. Also required is Side-by-Side Heater/Dual Installation Kit, ZUGC

### WARNING:

When installing appliance, you must use and follow the product installation instructions. These can be found with unit or on web at [monogram.com](http://monogram.com).

This document is intended for cabinet and panel construction only.

A minimum 3 1/2" (8.9) finished return matching cabinet exterior recommended on interior on all sides and top at front of opening.

### ATTENTION ELECTRICIAN:

A 115 volt 60Hz., 15 or 20 amp supply is recommended for each product. An individual properly grounded branch circuit or circuit breaker is recommended. Install a properly grounded 3-prong electrical receptacle recessed into the back wall. Electrical must be located on rear wall as shown.

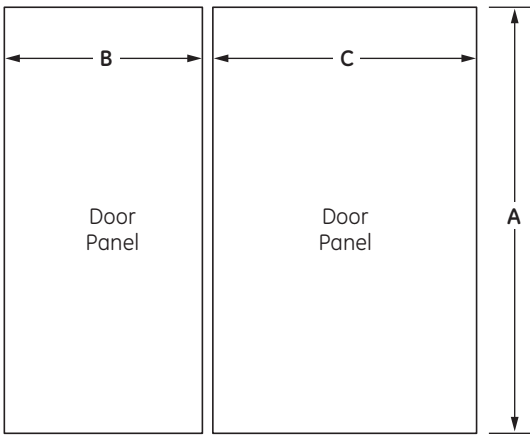
**For retro fit installations, both units can be plugged into the same electrical supply receptacle.**

ELEVATE EVERYTHING™

**MONOGRAM**

# MONOGRAM 42" BUILT-IN COLUMNS RETROFIT

RETROFIT 3/4" PANEL DIMENSIONS DUAL INSTALLATION WITH 18" FREEZER, ZIF180NPKII AND 24" REFRIGERATOR, ZIR240NPKII



PANEL DIMENSIONS

A	B	C
79 7/8"	17 9/16"	23 9/16"

## NOTES

Refrigerators and freezers are designed to be customized with decorative panels. Field-installed 3/4" custom door panels are required.

Maximum total panel weight: 45 lbs

Note: For panels constructed with rails and stiles (5-panel), the rails and stiles must be a minimum of 2" wide.

For Custom Panels: Use templates provided with units to pre-drill holes for mounting panel brackets (provided with unit). Adjustment screws and instructions also provided with units.

Door Handles: Custom handles are required for flush installation.

ZKHCSK: European tubular stainless steel handle designed to fit 3/4" panels. Kit includes one handle - 44 1/4" long.

ZKHPSS1: Professional tubular stainless steel handle designed to fit 3/4" overlay panels.

ZKCSC184: Door panel with European tubular stainless steel handle for 18" unit

ZKCSP184: Door panel with Professional stainless handle for 18" unit

ZKCSC249: Door panel with European tubular stainless steel handle for 24" left hand unit

ZKCSP249: Door panel with Professional stainless handle for 24" left hand unit

ZKCSC244: Door panel with European tubular stainless steel handle for 24" right hand unit

ZKCSP244: Door panel with Professional stainless steel handle for 24" right hand unit

ZKCSC304: Door panel with European tubular stainless steel handle for 30" unit

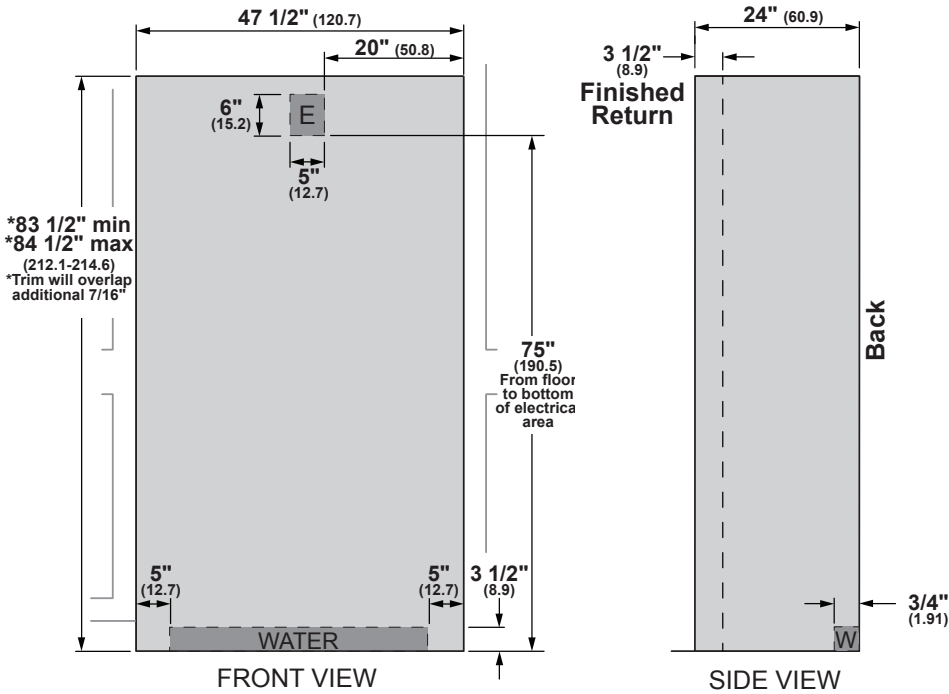
ZKCSP304: Door panel with Professional stainless steel handle for 30" unit

ELEVATE EVERYTHING™

**MONOGRAM**

# MONOGRAM 48" BUILT-IN COLUMNS RETROFIT

## STANDARD INSTALLATION



The refrigerator will project forward, slightly beyond adjacent cabinetry.

## NOTES

In a side-by-side installation of a left-and-right-hand door swing product, minimum 1/2" clearance between the units is required. Also required is Side-by-Side Heater/Dual Installation Kit, ZUGC

### ⚠ WARNING:

When installing appliance, you must use and follow the product installation instructions. These can be found with unit or on web at [monogram.com](http://monogram.com).

This document is intended for cabinet and panel construction only.

A minimum 3 1/2" (8.9) finished return matching cabinet exterior recommended on interior on all sides and top at front of opening.

### ATTENTION ELECTRICIAN:

A 115 volt 60Hz., 15 or 20 amp supply is recommended for each product. An individual properly grounded branch circuit or circuit breaker is recommended. Install a properly grounded 3-prong electrical receptacle recessed into the back wall. Electrical must be located on rear wall as shown.

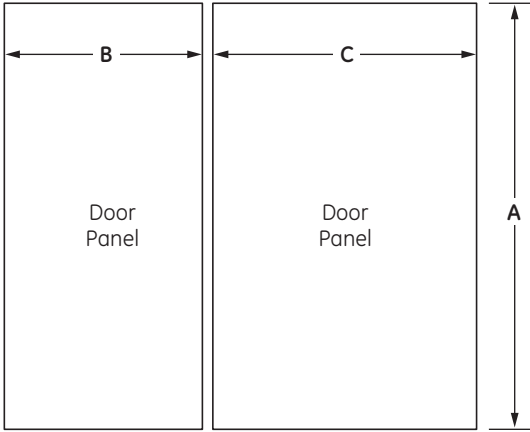
**For retro fit installations, both units can be plugged into the same electrical supply receptacle.**

ELEVATE EVERYTHING™

**MONOGRAM**

# MONOGRAM 48" BUILT-IN COLUMNS RETROFIT

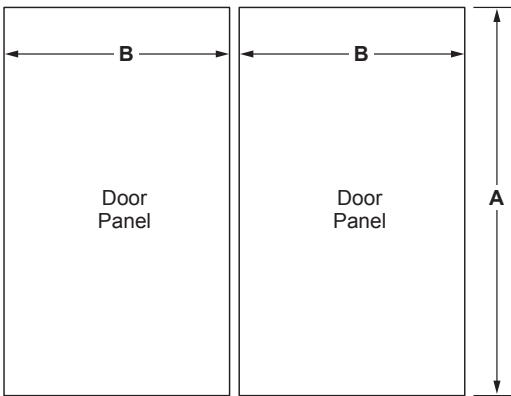
RETROFIT 3/4" PANEL DIMENSIONS DUAL INSTALLATION WITH 18" FREEZER, ZIF180NPKII AND 30" REFRIGERATOR, ZIR300NPKII



PANEL DIMENSIONS

A	B	C
79 7/8"	17 9/16"	29 9/16"

RETROFIT 3/4" PANEL DIMENSIONS DUAL INSTALLATION WITH 24" FREEZER, ZIF240NPKII AND 24" REFRIGERATOR, ZIR240NPKII



PANEL DIMENSIONS

A	B
79 7/8"	23 9/16"

## NOTES

Refrigerators and freezers are designed to be customized with decorative panels. Field-installed 3/4" custom door panels are required.

Maximum total panel weight: 45 lbs

Note: For panels constructed with rails and stiles (5-panel), the rails and stiles must be a minimum of 2" wide.

For Custom Panels: Use templates provided with units to pre-drill holes for mounting panel brackets (provided with unit). Adjustment screws and instructions also provided with units.

Door Handles: Custom handles are required for flush installation.

ZKHCSSK: European tubular stainless steel handle designed to fit 3/4" panels. Kit includes one handle - 44 1/4" long.

ZKHPSS1: Professional tubular stainless steel handle designed to fit 3/4" overlay panels.

ZKCSC184: Door panel with European tubular stainless steel handle for 18" unit

ZKCSP184: Door panel with Professional stainless handle for 18" unit

ZKCSC249: Door panel with European tubular stainless steel handle for 24" left hand unit

ZKCSP249: Door panel with Professional stainless handle for 24" left hand unit

ZKCSC244: Door panel with European tubular stainless steel handle for 24" right hand unit

ZKCSP244: Door panel with Professional stainless steel handle for 24" right hand unit

ZKCSC304: Door panel with European tubular stainless steel handle for 30" unit

ZKCSP304: Door panel with Professional stainless steel handle for 30" unit

ELEVATE EVERYTHING™

**MONOGRAM**

## FEATURES AND BENEFITS

## FULLY INTEGRATED COLUMN DESIGN

With concealed hinge offers a look of seamless perfection that installs flush with surrounding cabinetry

## PANEL-READY EXTERIOR WITH SIX-WAY ADJUSTABILITY

Accepts stainless steel European- or Professional-style panels ordered separately from Monogram or custom panel & handle from your cabinet maker

## RETROFIT CAPABILITY

Allows you to replace a 48" or 42" built-in side-by-side refrigerator with two column refrigerators with no cabinet or electrical modifications

## FINELY CRAFTED ADJUSTABLE ALUMINUM DOOR BINS WITH GLASS ACCENTS

Offer easy access to beverages and quick-grab items

## ADJUSTABLE, HYDROPHOBIC SPILL-RESISTANT GLASS SHELVES WITH INTEGRATED LED LIGHTING

Offer convenience and a clean appearance

## AUTOFILL PITCHER

Automatically refills when placed on its dock inside the refrigerator, so you'll have a pitcher of chilled, filtered water ready anytime

## REMOTE CONNECTIVITY VIA WIFI

Allows you to wirelessly control refrigerator settings from your smartphone, using an available app

## TEMPERATURE-CONTROLLED DRAWER

Offers added storage flexibility with pre-programmed settings for meat, beverage, and deli

## HUMIDITY-CONTROLLED VEGETABLE DRAWER

Helps preserve the freshness of foods

## SOFT-CLOSE DRAWERS

Smoothly and quietly slide into a secure shut position

## UPFRONT, ELECTRONIC-TOUCH CONTROLS

Make it easy to adjust climate settings to create ideal food storage conditions

## AIR FILTRATION

Removes odors and no need for the baking soda

## NONSLIP MATS IN DOOR BINS AND DRAWERS

Help keep containers in place and simplify cleaning

## NIGHT TIME SNACK MODE

Low LED illumination of fresh food compartment



ELEVATE EVERYTHING™

**MONOGRAM**

## FEATURES AND BENEFITS

## FULLY INTEGRATED COLUMN DESIGN

With concealed hinge offers a look of seamless perfection that installs flush with surrounding cabinetry

## PANEL-READY EXTERIOR WITH SIX-WAY ADJUSTABILITY

Accepts stainless steel European- or Professional-style panels ordered separately from Monogram or custom panel & handle from your cabinet maker

## RETROFIT CAPABILITY

Allows you to replace a 48" or 42" built-in side-by-side refrigerator with two column refrigerators with no cabinet or electrical modifications

## FINELY CRAFTED ADJUSTABLE ALUMINUM DOOR BINS WITH GLASS ACCENTS

Offer easy access to beverages and quick-grab items

## ADJUSTABLE, HYDROPHOBIC SPILL-RESISTANT GLASS SHELVES WITH INTEGRATED LED LIGHTING

Offer convenience and a clean appearance

## AUTOFILL PITCHER

Automatically refills when placed on its dock inside the refrigerator, so you'll have a pitcher of chilled, filtered water ready anytime

## REMOTE CONNECTIVITY VIA WIFI

Allows you to wirelessly control refrigerator settings from your smartphone, using an available app

## TEMPERATURE-CONTROLLED DRAWER

Offers added storage flexibility with pre-programmed settings for meat, beverage, and deli

## HUMIDITY-CONTROLLED VEGETABLE DRAWER

Helps preserve the freshness of foods

## SOFT-CLOSE DRAWERS

Smoothly and quietly slide into a secure shut position

## UPFRONT, ELECTRONIC-TOUCH CONTROLS

Make it easy to adjust climate settings to create ideal food storage conditions

## AIR FILTRATION

Removes odors and no need for the baking soda

## NONSLIP MATS IN DOOR BINS AND DRAWERS

Help keep containers in place and simplify cleaning

## NIGHT TIME SNACK MODE

Low LED illumination of fresh food compartment



ELEVATE EVERYTHING™

**MONOGRAM**

## FEATURES AND BENEFITS

### FULLY INTEGRATED COLUMN DESIGN

With concealed hinge offers a look of seamless perfection that installs flush with surrounding cabinetry

### PANEL-READY EXTERIOR WITH SIX-WAY ADJUSTABILITY

Accepts stainless steel European- or Professional-style panels ordered separately from Monogram or custom panel & handle from your cabinet maker

### RETROFIT CAPABILITY

Allows you to replace a 48" or 42" built-in side-by-side refrigerator with two column refrigerators with no cabinet or electrical modifications

### FINELY CRAFTED ADJUSTABLE ALUMINUM DOOR BINS WITH GLASS ACCENTS

Offer easy access to quick-grab items

### ADJUSTABLE, HYDROPHOBIC SPILL-RESISTANT GLASS SHELVES WITH INTEGRATED LED LIGHTING

Offer convenience and a clean appearance

### REMOTE CONNECTIVITY VIA WIFI

Allows you to wirelessly control freezer settings from your smartphone, using an available app

### REMOVABLE ICE STORAGE

Provides quick & easy access to filtered ice

### WATER FILTRATION SYSTEM

Supplies you with clean, fresh-tasting ice cubes

### UPFRONT, ELECTRONIC-TOUCH CONTROLS

Make it easy to adjust climate settings to create ideal food storage conditions

### NONSLIP MATS IN DOOR BINS AND DRAWERS

Help keep containers in place and simplify cleaning

### NIGHT TIME SNACK MODE

Low LED illumination of freezer compartments



ELEVATE EVERYTHING™

**MONOGRAM**

## FEATURES AND BENEFITS

### FULLY INTEGRATED COLUMN DESIGN

With concealed hinge offers a look of seamless perfection that installs flush with surrounding cabinetry

### PANEL-READY EXTERIOR WITH SIX-WAY ADJUSTABILITY

Accepts stainless steel European- or Professional-style panels ordered separately from Monogram or custom panel & handle from your cabinet maker

### RETROFIT CAPABILITY

Allows you to replace a 48" or 42" built-in side-by-side refrigerator with two column refrigerators with no cabinet or electrical modifications

### FINELY CRAFTED ADJUSTABLE ALUMINUM DOOR BINS WITH GLASS ACCENTS

Offer easy access to quick-grab items

### ADJUSTABLE, HYDROPHOBIC SPILL-RESISTANT GLASS SHELVES WITH INTEGRATED LED LIGHTING

Offer convenience and a clean appearance

### REMOTE CONNECTIVITY VIA WIFI

Allows you to wirelessly control freezer settings from your smartphone, using an available app

### REMOVABLE ICE STORAGE

Provides quick & easy access to filtered ice

### WATER FILTRATION SYSTEM

Supplies you with clean, fresh-tasting ice cubes

### UPFRONT, ELECTRONIC-TOUCH CONTROLS

Make it easy to adjust climate settings to create ideal food storage conditions

### NONSLIP MATS IN DOOR BINS AND DRAWERS

Help keep containers in place and simplify cleaning

### NIGHT TIME SNACK MODE

Low LED illumination of freezer compartment



ELEVATE EVERYTHING™

**MONOGRAM**